



MADE-TO-MEASURE SHUTTERS



QUALITY & STYLE

Our shutters are a stylish and versatile solution, beautifully designed and handcrafted to the highest quality to ensure the best outcome for your windows and bi-fold doors. Building on 20 years' of expertise, we offer a wide range of styles and colours, from smooth painted finishes to natural wood grains, all made-to-measure to your exact requirements. We're passionate about all things shutters, combining the highest quality shutters with expert knowledge to create your dream windows.

CONTENTS

WHY CHOOSE FROM US	04
SHUTTER SOLUTIONS FOR ALL SHAPES & SIZES	06
TRACKED SHUTTERS	08
CUSTOM COLOUR	09
THE COLLECTIONS	
SEATTLE	10
GEORGIA	12
BOSTON	14
MONTANA	16
HOLLYWOOD	18
SHUTTER & SHADE	20
THE FINISHING TOUCH	22

WHY CHOOSE FROM US?



HIGH QUALITY SHUTTERS

We only use premium materials of the highest quality, sourced from the world's leading shutter manufacturer.



SHUTTER SPECIALISTS

We have over two decades of expertise in shutter design and customisation that we pride in sharing with you.



EXCEPTIONAL SERVICE

We are on hand to help you whenever you may need, from measuring to installation.



EXTENSIVE RANGE

We have a wide range of materials, louvre sizes and finishes to ensure that your shutters match your exact requirements.



PEACE OF MIND WARRANTY

Our shutters come with a 5 year warranty so you can be rest assured that you get only the highest quality product for your home.



EXPRESS OPTIONS AVAILABLE

Choose an express delivery option for your shutters through air freight.



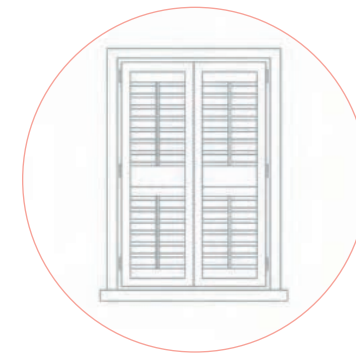
VISUALISATION APP

Can't picture what our shutters would look like at your windows? Our Visualisation App can help you to see exactly how shutters can enhance your windows.



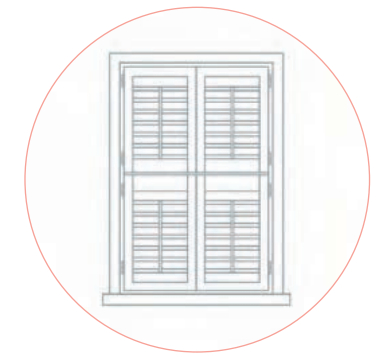
SHUTTER SOLUTIONS FOR ALL SHAPES & SIZES

From full height to tracked, we will help to find the best style of shutter to compliment your home.



FULL HEIGHT

Full height shutters cover the whole window, and can have a divider rail or a louvre split to operate the slats above and below independently.



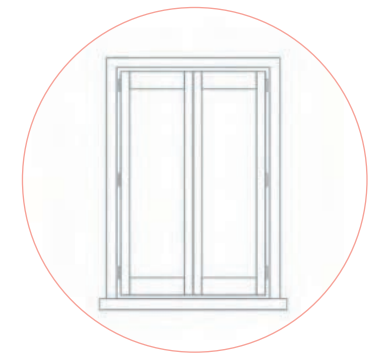
TIER-ON-TIER

Two sets of panels, one on top of the other, that open and operate independently of each other.



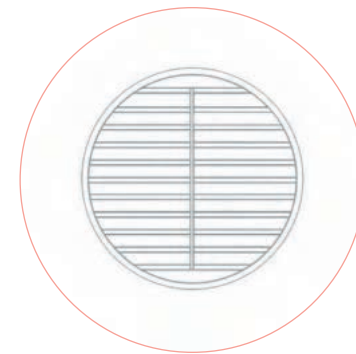
CAFÉ STYLE

Café shutters only cover the bottom half of the window, letting in light whilst maintaining privacy.



SOLID

Solid wood panels that cover the whole window, with choices of the number of panels available.



SHAPED

Bespoke panels that fit shaped and unique windows, including rounded windows and gable ends.



TRACKED

These shutters slide on a track in front of large windows and doors giving easy access. They can be pulled right back to let light stream in.

TRACKED SHUTTERS

Tracked shutters are a great option for large expanses of glass and bi-fold doors. We offer a wide range of options for your tracked shutters, from panels that bypass and slide past each other, to a bi-folding track - we can configure anything to make your shutters truly bespoke to your home.

Tracked shutters are available in our Seattle, Boston, Georgia and Montana ranges.



CUSTOM COLOUR

We have an extensive colour range for our shutters, however if you're looking for something special and truly bespoke to your style, then we offer custom colour shutters. Our colour matching service will be able to create shutters that match a RAL K7 perfectly, so come to us with chosen colour and we can make a bespoke colour just for you.

THE COLLECTIONS

Find the perfect fit with our 5 beautiful collections. Explore which range suits your windows best with our following guides.

SEATTLE

Seattle is our contemporary choice of shutter, made from Engineered Wood and coated in Polymer. Not only is this range durable and easy to clean, it's a more affordable option. It's recommended for high traffic areas within the home, like living rooms and kitchens. The Seattle range is available in 6 colours.

THE BENEFITS:


Our most popular choice of shutter

Affordable option

Hard-wearing and robust

Available in our most popular colours


Available in all tilt types




001 Pure White




002 Extra White




003 Silk White



006 Pearl



032 Sea Mist



063 Decorators White

GEORGIA

Our Georgia range is a fantastically adaptable shutter. Made from Engineered Wood panels and ABS louvres, this range looks as good as a real wood shutter but has more durability. The Polymer louvres also allow panels to cover wider expanses, so are a great option for larger windows and doors. Georgia is available in 18 colours and can have a custom colour finish.

THE BENEFITS:

Brilliantly durable shutter

Custom colour available

Great for large expanses including shaped windows

Large single panel width limit

Available in all tilt types



001 Pure White




002 Extra White



003 Silk White



004 Vellum




006 Pearl




007 Ivory Lace



012 Crisp Linen



013 Bisque




019 String



032 Sea Mist



042 Hall Gray



045 Elephants Air




046 Ice



049 Stone Grey




053 Clay



063 Decorators White



076 Aura White



080 Taupe Grey

BOSTON

The Boston range is crafted from durable hardwood. These shutters work well in any type of home, be it traditional or contemporary. The Hardwood panels and Engineered Wood frames ensure this range is high quality whilst still keeping a low cost. The Boston collection is available in 18 colours and can have a custom colour finish.

THE BENEFITS:

- Made from solid hardwood
- High quality build - robust hard-wearing frame
- Custom colour available
- Available in all tilt types
- Great for shaped windows

		
001 Pure White	002 Extra White	003 Silk White
		
004 Vellum	006 Pearl	007 Ivory Lace
		
012 Crisp Linen	013 Bisque	019 String
		
032 Sea Mist	042 Hall Gray	045 Elephants Air
		
046 Ice	049 Stone Grey	053 Clay
		
063 Decorators White	076 Aura White	080 Taupe Grey

MONTANA

Our Montana collection is made from premium hardwood, with an engineered core to prevent the possibility of warping. They have a stunning tight grain with a smooth finish, and are all well suited to rooms and larger windows that require extra durability. The range comes in a choice of 41 stains and painted colours, including our Designer Colour stains, and can also have a custom colour finish.

THE BENEFITS:

Full wood shutter made from premium hardwood

Concealed hinges available

Available in all tilt types

Large single panel limitations

Great for shaped windows

Wide selection of stained finishes available



HOLLYWOOD

Hollywood shutters are perfect for rooms where a high performance finish is required. This range is made of ABS, which is highly resistant to water, making it a great choice for kitchens and bathrooms. The Hollywood range has superior strength to prevent warping, denting and chipping. This robust shutter is available in 18 colours and can also have a custom colour finish.

THE BENEFITS:

- Highly resistant to water
- Great for rooms with high moisture levels
- Available in all tilt types
- Custom colour available

		
001 Pure White	002 Extra White	003 Silk White
		
004 Vellum	006 Pearl	007 Ivory Lace
		
012 Crisp Linen	013 Bisque	019 String
		
032 Sea Mist	042 Hall Gray	045 Elephants Air
		
046 Ice	049 Stone Grey	053 Clay
		
063 Decorators White	076 Aura White	080 Taupe Grey



SHUTTER & SHADE

Shutters are a great solution for blocking out the sun when needed, however sometimes they do let in some light bleed through the framing and slats. If you want true blackout, then Shutter & Shade could be the best solution for your windows. A honeycomb blind is fitted behind the shutter, reducing light bleed and exposure, making your rooms as dark as you require. This is a fantastic option for bedrooms, and is available in our Seattle and Montana ranges.

Speak to us about our pleated fabrics offer for Shutter & Shade.

ALL YEAR ROUND SOLUTIONS

Shutters are a great solution for all seasons, keeping homes warm in the winter, and cool in the summer. Here are the benefits that shutters bring to your windows:

IN THE COLDER MONTHS

- Windows are responsible for 18 % of a home's heat loss - our shutters can help to reduce that heat loss by up to 36 % *
- The edge to edge structure of shutters provides effective thermal insulation, helping to keep your home warm
- Shutters help to minimise any draughts coming from your windows

IN THE WARMER MONTHS

- Keeping your shutter louvres closed during a heatwave helps to keep your room cool
- Ensures privacy whilst letting in the sunshine
- Various styles of shutters are available to maximise how much sunlight and fresh air you want to let into your home

*Source: BBSA product tests at the University of Salford's Energy House Laboratory 2023.

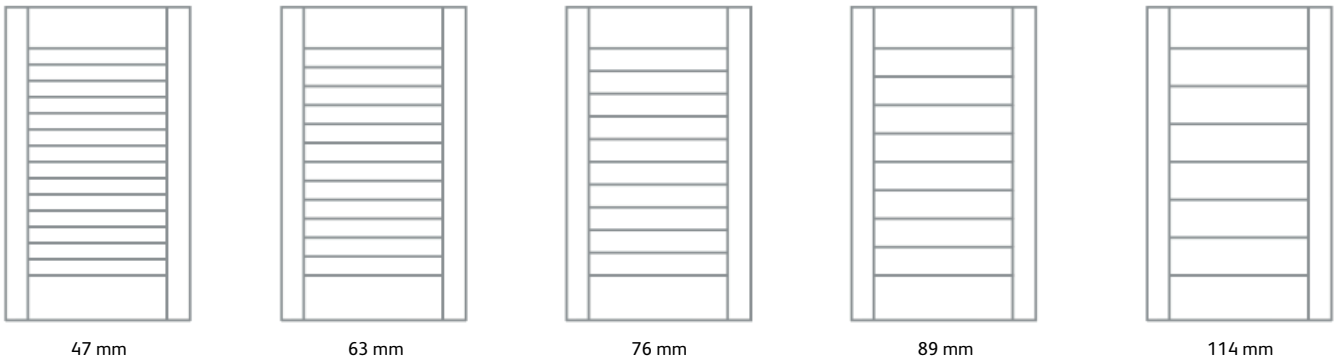
THE FINISHING TOUCH

There is lots of choice when it comes to the smaller details, from hinge colours to tilt rods. Here is your guide to how you can really make your shutters bespoke to the way you want them to be.

LOUVRE WIDTHS

We have a number of louvre options available. The width of the louvre should reflect the size of the window and the room, so large louvres work best on larger windows, in larger rooms.

Our louvre sizes include: 47 mm, 63 mm, 76 mm, 89 mm, 114 mm.



HARDWARE

Choose from 10 different visible hinge colours, optional ring pulls and door knobs, or security bolts to personalise your shutters as you need.

We also offer the concealed hinge, our hidden hardware available in selected ranges, creating a contemporary look when combined with the easy tilt system.



TILT RODS

You can operate your shutters in three different ways:

- Tilt rod placed centrally
- Tilt rod offset to either side of the panel
- No tilt rod with easy tilt mechanism - simply lift or lower the louvres and all will follow together.



CONTACT YOUR
LOCAL DEALER